

# BULL

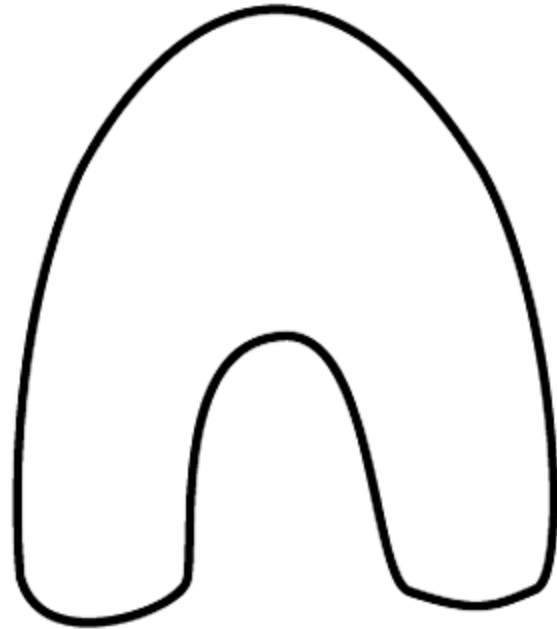
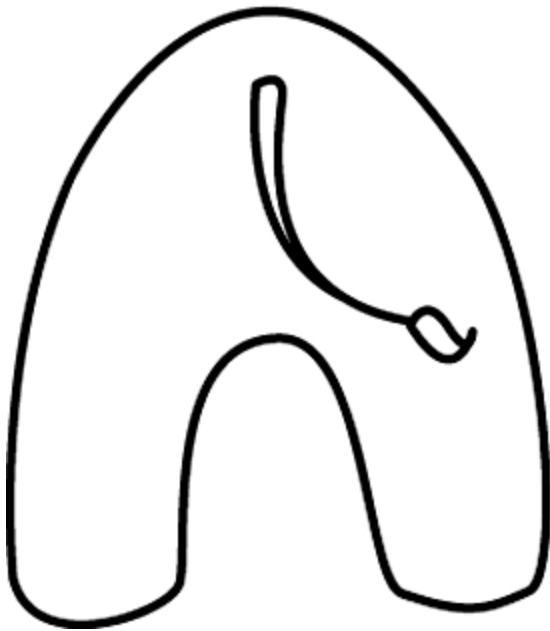


**Directions:**

1. Print this page and decorate with Crayola® Crayons or Markers.

2. Cut out each piece and glue to a piece of thin cardboard, such as a recycled cereal box or manila folder.

3. Cut a piece of cardboard tube 3 inches long. Glue the cardboard tube between the front and hind leg pieces. Glue the head to the front of the bull.

Tip: If you want the head to be bouncy, attach it to the body using a piece of thin cardboard folded accordion-style.



© 2019 Crayola. Serpentine Design®

Find everything imaginable at [Crayola.com](http://Crayola.com)